

CANNON® Adaptor Plates

These handy adaptors allow the operator to use the same bar on many different saw makes


Dealers need only stock one bar mount [S1] to service most popular saws

The adaptor fits snugly in the bar slot and for most saws, the plate screw secures it to the saw (with the exception of CBW-20040, CBW-20090, CBW-20095)




CBW-20040

S1 to C1 Stihl 12.1 mm bar mount to Echo 8 mm bar mount
32 mm - 36 mm center to center bar studs
Fits Echo saws with bar studs 32 mm - 36 mm center to center



CBW-20045

S1 to H1 Stihl 12.1 mm bar mount to Echo 9 mm bar mount
41 mm center to center bar studs
Fits Echo CS7310P



CBW-20060

S1 to H1 Stihl 12.1 mm bar mount to Husqvarna 9 mm bar mount
30 mm center to center bar studs
Also fits most Dolmar/Makita 9 mm mount saws




CBW-20020

S1 to H1 Stihl 12.1 mm bar mount to Husqvarna 9 mm bar mount
38 mm center to center bar studs
Fits Husqvarna 562XP



CBW-20030

S1 to H1 Stihl 12.1 mm bar mount to Husqvarna 9 mm bar mount
44 mm center to center bar studs
Fits most Husqvarna 9 mm mount saws



CBW-20090

S1 to H1 Stihl 12.1 mm bar mount to Husqvarna 9 mm bar mount
46 mm center to center bar studs
Fits Husqvarna 3120



CBW-20050

S1 to P4 Stihl 12.1 mm bar mount to Echo 8 mm bar mount
40 mm center to center bar studs
Fits most Echo saws