

CANNON[®]

SAW CHAIN GUIDE BARS

"The Best Bar - Bar None!"[®]



www.cannonbar.com

toll free: 1-888-604-9990

SUPERBARS CSB

Professional Heavy Duty Falling and Bucking Bars



Classic solid steel bar with flame hardened rails and precision honed groove

Power plus profile maximizes cutting power and chain speed while reducing damage from loose chain

Large Venturi Oil Hole increases lubrication for longer bar and chain life and reduces oil hole plugging

Available in lengths from 12" to 84"


Motor mounts available for most makes and models of chainsaws

Available in .325", 3/8" or .404" pitch

Replaceable single rivet sprocket nose

Replaceable single rivet hard nose also available

Available in .050", .058" and .063" gauge



HELPER HANDLE

CBW-HH-971

CANNON SUPERBAR NUMBERING SYSTEM

| <div> <div>CSB</div> <div>-</div> <div>C1</div> <div>-</div> <div>12</div> <div>-</div> <div>50</div> <div>-</div> <div>2</div> </div> | | | | |
|--|--------------|-----------------|------------|-------------|
| TYPE CODE | * MOUNT CODE | LENGTH CODE | GAUGE CODE | PITCH CODE |
| CSB | C1 | 12" 15" 16" 17" | 50 = .050" | 2 = .325" |
| | H1 | 18" 20" 21" 22" | 58 = .058" | 3 = 3/8" |
| | P4 | 24" 25" 26" 28" | 63 = .063" | 4 = .404" |
| | S1 | 29" 30" 32" 33" | | H = |
| | S2 | 34" 36" 37" 41" | | replaceable |
| | | 42" 50" 60" 72" | | hard nose |
| | | 84" | | |

* Refer to CANNON Motor Mount Crossover Guide
at the end of this brochure

www.cannonbar.com

DURALITE SUPERBAR CSB-DL

Reduced Weight Professional Heavy Duty Falling
and Bucking Bars



Durability of the SuperBar in a Lighter Weight version

Available in S1 mount (12.1mm bar studs) fitting on most Stihl chainsaws

Using our Cannon Adaptor Plate, this S1 mount bar will fit on other makes of chainsaws

Currently available in 24", 28", 32" and 36" lengths

New introductions available now: S1 mount in 20" length

C1 mount in 16", 18" and 20" lengths

CANNON DURALITE NUMBERING SYSTEM

| | | | | | |
|---|-------------|---------------------|------------|-----------------------|---------------------------------|
| <div> <div>CSB</div> <div>-</div> <div>C1</div> <div>-</div> <div>16</div> <div>-</div> <div>50</div> <div>-</div> <div>DL</div> <div>-</div> <div>2</div> </div> | | | | | |
| TYPE CODE | *MOUNT CODE | LENGTH CODE | GAUGE CODE | DL | PITCH CODE |
| CSB | C1 | 16" 18" 20" | 50 = .050" | Specifies DuraLite | 2 = .325" |
| | S1 | 20" 24" 28" 32" 36" | 58 = .058" | | 3 = 3/8" |
| | *H1 | | 63 = .063" | | 4 = .404" |
| | *P4 | | | | H = replaceable hard nose |

* With the use of Adaptor Plates. See Adaptor Plate page.

* Refer to **CANNON** Motor Mount Crossover Guide
at the end of this brochure

www.cannonbar.com

SUPERMINI BARS CSM

Specifically designed for Narrow Kerf Chain
used on small saws less than 60 cc



Designed for use with narrow kerf chain for high maneuverability, 1.75" tip diameter

Ideal for log home builders, carvers and tree service professionals

Available in lengths from 12" to 32"

Motor mounts available for most makes and models of chainsaws


Available in .325" pitch and 3/8" low profile pitch

Available in .050" and .058" gauge

Replaceable three rivet sprocket nose

Oil Hole Gasket CBW-30000

Our C1 mount is a combination mount that fits on many chainsaws. Being a combination mount, there are oil holes not being used, and some oil may leak out. We designed this gasket to fit on the outside of the bar over the bar studs to stop oil from leaking out of unused oil holes.



CANNON SUPERMINI NUMBERING SYSTEM

| <div> <div>CSM</div> <div>-</div> <div>C1</div> <div>-</div> <div>12</div> <div>-</div> <div>50</div> <div>-</div> <div>2</div> </div> | | | | |
|--|--------------|-------------|------------|-------------|
| TYPE CODE | * MOUNT CODE | LENGTH CODE | GAUGE CODE | PITCH CODE |
| CSM | C1 | 12" | 50 = .050" | 2 = .325" |
| | H1 | 13" | 58 = .058" | 3LM = 3/8" |
| | H5 | 14" | | Low Profile |
| | H6 | 15" | | |
| | S1 | 16" | | |
| | S5 | 18" | | |
| | | 20" | | |
| | | 24" | | |
| | | 28" | | |
| | | 32" | | |

CARVING BARS

CCA

CCT

CCQ

CCD

For applications from wood carving to log home building
Small Nose Cobalt tipped bars for carving and fine detail cutting

Carving tips are reinforced with a custom cobalt alloy
providing even more endurance

Available in C1, H1 and S1 mounts

Available in .043" and .050" gauge



ARBOR TIP
CCA

Nose about 1 3/4" diameter; bar lengths 11" - 20"
May use 1/4" pitch, .325" pitch or 3/8" pitch chain

TOONIE TIP
CCT

Nose about 1 3/8" diameter; bar lengths 12" - 28"
May use 1/4" pitch, .325" pitch or 3/8" pitch chain

QUARTER TIP
CCQ

Nose about 1" diameter; bar lengths 8" - 24"
May use 1/4" pitch, .325" pitch or 3/8" pitch
low profile chain (NOT regular 3/8" profile)

DIME TIP
CCD

Nose about 3/4" diameter; bar lengths 8" - 16"
Must use 1/4" pitch chain
C1 mount only

CANNON CARVING BAR NUMBERING SYSTEM

| CCD - C1 - 8 - 43 | | | | | |
|-------------------|--------------|-------------|-----|------------|------------|
| TYPE CODE | * MOUNT CODE | LENGTH CODE | | GAUGE CODE | PITCH CODE |
| CCD | C1 | 8" | 20" | 43 = .043" | N/A |
| CCQ | H1 | 10" | 24" | 50 = .050" | |
| CCT | S1 | 11" | 28" | | |
| CCA | | 12" | | | |
| | | 14" | | | |
| | | 16" | | | |
| | | 18" | | | |

* Refer to **CANNON** Motor Mount Crossover Guide
at the end of this brochure

DOUBLE ENDED MILLING BARS

CDE

Double ended bars for
Chainsaw Powered Lumber Mills




Can be used with two powerheads, or one powerhead with a helper handle (sold separately)

Available in lengths from 44" to 144"

Universal G1 motor mount fits most common large saws


Available in standard .063" gauge; recommended .404" pitch

Adaptors supplied to accommodate different bar stud sizes



OILER KIT

CBW-OK-801 Auxiliary Oiler Kit with injector



HELPER HANDLE

CBW-HH-975 with idler roller and chain tensioner

CANNON Adaptor Plates for Milling Bars




CBW-20035

G1 to H1 Stihl 14 mm bar mount to Husqvarna 9 mm bar mount
44 mm center to center bar studs
Fits most Husqvarna 9 mm mount saws



CBW-20055

G1 to P4 Stihl 14 mm bar mount to Echo 8 mm bar mount
40 mm center to center bar studs
Fits most large Echo saws



CBW-20095

G1 to H1 Stihl 14 mm bar mount to Husqvarna 9 mm bar mount
46 mm center to center bar studs
Fits Husqvarna 3120



CBW-20080

G1 to S1 Stihl 14 mm bar mount to Stihl 12 mm bar mount
35 mm center to center bar studs
Fits all Stihl 12 mm mount saws

*** All G1 Mount Adaptor Plates are meant for use on Double Ended Milling Bars which require an Auxiliary Oiler Kit and Helper Handle with Roller, unless used with two powerheads**

www.cannonbar.com

CARPENTER CCB CCM

Pro User Carpentry Bar for plunge cuts, level cuts and miter cuts
Uniquely designed with a very narrow profile and parallel rails

Ideally suited for timber and log construction

Parallel rails allow for a straight bottom cut, making finishing and joining easier and more accurate

The narrow profile can be used for making curved cuts

CCB available in 20", 24" and 28" lengths; H1 and S1 mounts

CCM available in 16", 18", 20" and 24" lengths; C1 and S1 mounts

Refer to Cannon Bar Finder on our website to determine the correct Carpenter bar for your saw

.325" and 3/8" pitch, .050" gauge for CCB

.325" and 3/8" low profile pitch, .050" gauge for CCM



PRUNING / ARBORIST BARS CPP

Uniquely designed for powered pole pruners
used for pruning fruit, nut and ornamental trees

Unique design helps to eliminate bark damage

Available in 10" and 12" lengths

Available for most popular pole pruning saws

Available in .043" and .050" gauge



CANNON PRUNING NUMBERING SYSTEM

| <div> <div>CCP</div> <div>-</div> <div>H8</div> <div>-</div> <div>10</div> <div>-</div> <div>43</div> </div> | | | | |
|--|----------------|-------------|--------------------------|------------|
| <div> <div>↙</div> <div>↙</div> <div>↙</div> <div>↙</div> </div> | | | | |
| TYPE CODE | * MOUNT CODE | LENGTH CODE | GAUGE CODE | PITCH CODE |
| CPP | H8 P5 S5 | 10" 12" | 43 = .043" 50 = .050" | N / A |

FIREWOOD PROCESSING BARS CBV and CBB



Sprocket Nose Bars for Automated Firewood Processing Machines

Solid steel bar with flame hardened rails and precision honed groove for maximum durability

Available lengths 27", 29" 33"

Available in 3/8" and .404" pitch sprocket nose

CBV available in .063" gauge

CBB available in .080" gauge

Refer to Cannon Bar Finder on our website to determine the correct Beaver bar for your firewood processor

MOUNTING BARS CLW



Drive Chain Guide Bars for Log Wizards and Other Chainsaw Driven Attachments

Available in 12" and 24" lengths

Available in C1, H1 and S1 motor mounts

Available in .050", .058" and .063" gauge

Refer to Cannon Bar Finder on our website to determine the correct bar for your Log Wizard

COMPETITION CCP



Hotsaw Fat Belly Racing Bars "The racing bar of champions"

Standard and hotsaw mounts available;
custom mounts crafted to order

Available with 2.8" roller nose

Many lengths available, or custom made to
your needs

Available in standard .063" gauge; .050" and .058"
upon request

Available in 3/8" and .404" pitch


Cobalt inlay at nose and tail for extreme
racing conditions

CANNON® Adaptor Plates for Chainsaw Bars

These handy adaptors allow the operator to use the same bar on many different saw makes


Dealers need only stock one bar mount [S1] to service most popular saws

The adaptor fits snugly in the bar slot and for most saws, the plate screw secures it to the saw (with the exception of CBW-20040, CBW-20090, CBW-20095)



CBW-20040

S1 to C1 Stihl 12.1 mm bar mount to Echo 8 mm bar mount
32 mm - 36 mm center to center bar studs
Fits Echo saws with bar studs 32 mm - 36 mm center to center



CBW-20045

S1 to H1 Stihl 12.1 mm bar mount to Echo 9 mm bar mount
41 mm center to center bar studs
Fits Echo CS7310P



CBW-20060

S1 to H1 Stihl 12.1 mm bar mount to Husqvarna 9 mm bar mount
30 mm center to center bar studs
Also fits most Dolmar/Makita 9 mm mount saws




CBW-20020

S1 to H1 Stihl 12.1 mm bar mount to Husqvarna 9 mm bar mount
38 mm center to center bar studs
Fits Husqvarna 562XP



CBW-20030

S1 to H1 Stihl 12.1 mm bar mount to Husqvarna 9 mm bar mount
44 mm center to center bar studs
Fits most Husqvarna 9 mm mount saws



CBW-20090

S1 to H1 Stihl 12.1 mm bar mount to Husqvarna 9 mm bar mount
46 mm center to center bar studs
Fits Husqvarna 3120



CBW-20050

S1 to P4 Stihl 12.1 mm bar mount to Echo 8 mm bar mount
40 mm center to center bar studs
Fits most Echo saws

MOTOR MOUNT CROSS OVER NUMBERS

| CANNON | OREGON | STIHL | HUSQVARNA |
|---|--|-------|-----------|
| SuperBar (CSB) | | | |
| C1 | A041 / A074 / A095 K041 / K095 / K216 | 3005 | K095 |
| H1 | D009 | - | D009 |
| P4 | D176 | - | - |
| S1 | D025 | 3003 | - |
| S2 | D033 / E031 E086 / E099 | 3002 | - |
| SuperMini (CSM) | | | |
| C1 | A041 / A074 / A095 K041 / K095 / K216 | 3005 | K095 |
| H1 | D009 | - | D009 |
| H5 | A095 | - | - |
| H6 | K095 | - | K095 |
| S1 | D025 | 3003 | - |
| S5 | A074 | 3005 | - |
| Carving (CCA) | | | |
| C1 | A041 / A074 / A095 K041 / K095 / K216 | 3005 | K095 |
| H1 | D009 | - | D009 |
| S1 | D025 | 3003 | - |
| (CCT) | | | |
| C1 | A041 / A074 / A095 K041 / K095 / K216 | 3005 | K095 |
| H1 | D009 | - | D009 |
| S1 | D025 | 3003 | - |
| (CCD) | | | |
| C1 | A041 / A074 / A095 K041 / K095 / K216 | 3005 | K095 |
| (CCQ) | | | |
| C1 | A041 / A074 / A095 K041 / K095 / K216 | 3005 | K095 |
| H1 | D009 | - | D009 |
| S1 | D025 | 3003 | - |
| Competiton (CCP) | | | |
| Standard A1, C1, H1, N1, S1 and S2 mounts Multiple RT mounts | | | |

MOTOR MOUNT CROSS OVER NUMBERS

| CANNON | OREGON | STIHL | HUSQVARNA |
|---|--|--|-------------------------------------|
| Carpenter (CCB) H1 S1 (CCM) C1 S1 | D009 D025 A041 / A074 / A095 K041 / K095 / K216 | - 3003 - 3005 | D009 - - K095 |
| Pruning (CPP) C1 H8 P5 S5 | A041 / A074 / A095 K041 / K095 / K216 A318 A041 A074 | 3005 - - 3005 | K095 A318 - - |
| FireBar (CFB) P1 P4 S1 | - - - | - - - | - - - |
| Firewood Processing (CBV) (CBB) B1 B2 | - - | - - | - - |
| Mounting Bars (CLW) C1 H1 S1 | A041 / A074 / A095 K041 / K095 / K216 D009 D025 | 3005 - 3003 | K095 D009 - |
| Double Ended Milling (CDE) Will fit with H1, P4 & S1 with Adaptor Plates | | | |
| G1 G2 LM LM1 LM2 PM PM1 | D033 / E031 E086 / E099 - - - - - - | 3002 - - - - - - | - - - - - - - |

What Makes **CANNON**® *"The Best Bar - Bar None!"*®

All Cannon Bars are made from high grade, custom formulated, cold rolled and annealed steel, that has extra chromium for wear resistance and extra molybdenum for strength.

"The Best Bar - Bar None!"® NEEDS THE BEST STEEL TO MAKE IT LAST

From the raw steel, each bar is precisely **WATER JET CUT**, so that there are no Heat Affected Zones (HAZ).

Once the steel is cut, it is **HEAT TREATED**, oil quenched and press tempered to achieve just the right hardness for strength, durability, toughness and flexibility.

The hardened bars are carefully **STRAIGHTENED** and **SURFACE GROUND** to the ideal thickness.

Next, surface ground bars are **CNC MILLED**, leaving little margin for error. Different milling patterns are cut, depending on the style of tip that the bar is fitted with.

Once a bar is milled, it is put into the hands of our **MASTER BARMEN**, who give it Cannon's claim to fame, the **PRECISION HONED GROOVE**. Every bar has a true and centered groove that is accurate to within .003" of the desired gauge. It is this care, attention and skilled workmanship that really makes our bars stand out against the competition.

Next is the rail hardening. Using a proprietary **FLAME HARDENING PROCESS**, the bar rails are hardened to 5 points more than the tie straps on most models and brands of chain. This special hardening process penetrates much deeper than electric induction hardening and results in much longer bar rail life.

Longer bars are then **HEEL PRESSED** in order to reduce vibration and prevent premature cracking from vibration.

The bars are put through a **STRESS RELIEVING SYSTEM** in order to expel tension that builds up in the bars through all of the different processes. This step realigns the molecular structure to ensure that the bars will not be stressed and prone to premature cracking.

Finally the bars are ready for the finishing touches. Cannon applies the attractive brushed **GUNMETAL FINISH** to most of the bars. Some longer lengths and specialty bars still have Cannon's classic matte black painted finish. The bars are engraved with our identifying numbers and silk screened with our logo. They are now ready to be tipped, put through our **FINAL QUALITY ASSURANCE TESTS**, packaged and shipped to the customer.

There you have it, all the steps taken to ensure you are **GETTING...**

"The Best Bar - Bar None!"®

LIMITED LIFETIME WARRANTY

Cannon Bar Works Ltd. warrants its products to be free from defects in material or workmanship for as long as they are owned by the original end use purchaser. Cannon chainsaw bars are not warranted against improper maintenance or user abuse, including but not limited to, damage caused by improperly tensioned chain, prying, bore cutting and normal metal fatigue. This warranty is limited to repair or replacement of the product, solely at the discretion of Cannon Bar Works Ltd. and specifically excludes compensation for consequential or indirect damages of any kind whatsoever, including personal injury.

1-888-604-9990

Cannon Bar Works Ltd.

5525 - 272nd Street, Unit A120

Langley, BC V4W 1P1 Canada

www.cannonbar.com

info@cannonbar.com

Copyright February 2024 Cannon Bar Works Ltd.
E & OE